



INTERNATIONAL DESIGN COMPETITION

FORMULA STUDENT AUSTRIA

RED BULL RING, SPIELBERG 20-24/07/2025

Team Captain Handbook

Table of Contents

FSA Officials and Special Forces	4
Participating Teams	11
Event Schedule, Judging Schedule & Scrutineering Schedule	16
Slack Space	16
General Procedures	17
Campsite Arrival Process	17
On-site Registration Process	17
Check-list for On-site Registration	17
Parking at Red Bull Ring	18
Entering the Event Site / Set-up Day	19
Leaving the Event Site / Closing Day	19
Emergencies	19
Weather Conditions	20
Team Pits	20
Power Outlets Team pits	20
Inside Red Bull Ring	20
Inside the Tents	20
Bikes, Scooters, etc.	21
Services	21
Tire Changing	21
Event Control	22
Media Passes	22
Results & Announcements	22
Incline to the Dynamic Area	22
Team Captain's Meeting	23
Hoki's Guide for Scrutineering	24
Preparation	24
Scrutineering on Sunday at Campsite	24
Pre-Inspection and Mechanical Scrutineering	24
Limitations during Scrutineering	25
Re-Scrutineering	25
Weighing, Tilt & Noise	25
Brake Test	25
Static Events	26
Cost and Design	26
Business Presentation	26
Dynamic Events	27

Driver Briefing	27
Engine Testing (CV)	27
Motor Testing (EV)	27
Event Closing	27
Brake Lights	27
Working on the Cars Inside the Dynamic Area	27
Tire Protection	27
No Help Zone	27
Timing Transponders	27
Team Welcome / Award Ceremonies	28
Campsite	29
Campsite Access	29
Campsite Conduct	29
Campsite Traffic Regulations	29
Campsite Safety & Responsibility Regulations	30
Campsite Etiquette – Tips & Recommendations	30
Campsite Plan	31
The Area Around the Red Bull Ring	32

Preamble






The FSA Team Captain Handbook guides you through the competition.






It is meant to be read before you arrive on site.






It stays online until the next year's version is updated a few days before the event.






FSA Officials and Special Forces






	<p>Christoph Hirt Event Manager & oberster Funktionär</p>
	<p>Lukas Raschendorfer Rules, International Relations</p>
	<p>Paul Mayr-Harting Head of Scrutineering, Rules</p>
	<p>Eugen Hoffelner Head of E-Scrutineering, ESF</p>





	<p>Manuel Seeböck Dynamic Events, Timing, IT</p>
	<p>Alexander Rauch Dynamic Events</p>
	<p>Caro Bong Human Resources, Organisation</p>
	<p>Alexander Kinzer Registration, Help Desk, Organisation</p>
	<p>Romana Mocnik Head of Media, Partner Relations</p>

	<p>Thomas Gerstorfer Head of Statics, Scoring</p>
	<p>Max Jauk Head of Design</p>
	<p>Franz Rabel Head of Business</p>
	<p>Sebastian Frager Head of Cost</p>
	<p>Fynn Wojahn Co-Head of Cost</p>

	<p>Sebastian Kern Head of SES</p>
	<p>Titus Meier-Kraut Mechanical Scrutineering</p>
	<p>Eva Stephan SES Specialist</p>
	<p>Steffen Schmitt IAD Specialist</p>
	<p>Svenja Maier Partner Relations</p>













	<p>Romana Kunst Partner Relations</p>
	<p>Nina Katschitsch HR</p>
	<p>Ursula Saler HR & Partner Relations</p>
	<p>Johannes Hundschell Logistics</p>
	<p>Mario Vukits Logistics</p>














	<p>Paul Stechele Logistics & Lifting</p>
	<p>Klemens Körner Tents & Technics</p>
	<p>Stefan Oechslein Livestream & Brand Design</p>
	<p>Adriana Dugum (Social) Media & HR</p>
	<p>Julia Melles Media & Brand Design</p>













	<p>Christina August Social Media</p>
	<p>Tobias Prunner Video Team</p>
	<p>Niklas Koskowski Video Team</p>
	<p>Michael "Neisi" Neuhauser Website, IT</p>













Participating Teams










You will find the up-to-date list of participating teams at <https://fsaustria.at/>

E1	REG	 GERMANY	E	Leibniz Universität Hannover, HorsePower Hannover
1	TOP	 ITALY	C	University of Modena and Reggio Emilia, MoRe Modena Racing
E3	REG	 GERMANY	E	Ostfalia University of Applied Sciences, Team wob-racing.
E5	WILDC	 GERMANY	E	Fachhochschule Kiel, Raceyard E
E6	REG	 GERMANY	E	Technische Universität Chemnitz, T.U.C. Racing e.V.
6	REG	 POLAND	C	Warsaw University of Technology, WUT Racing
E7	AUT	 AUSTRIA	E	Leopold-Franzens-Universität Innsbruck, Campus Tirol Motorsport
8	REG	 POLAND	C	Gdansk University of Technology, PGRacing Team
10	AUT	 AUSTRIA	C	FH Campus Wien, OS.Car Racing Team
E11	WILDC	 NETHERLANDS	E	University of Twente, HyDriven - Hydrogen racing team
11	REG	 LATVIA	C	Riga Technical University, FS RTU
12	REG	 GREECE	C	Aristotle University of Thessaloniki, Aristotle Racing Team

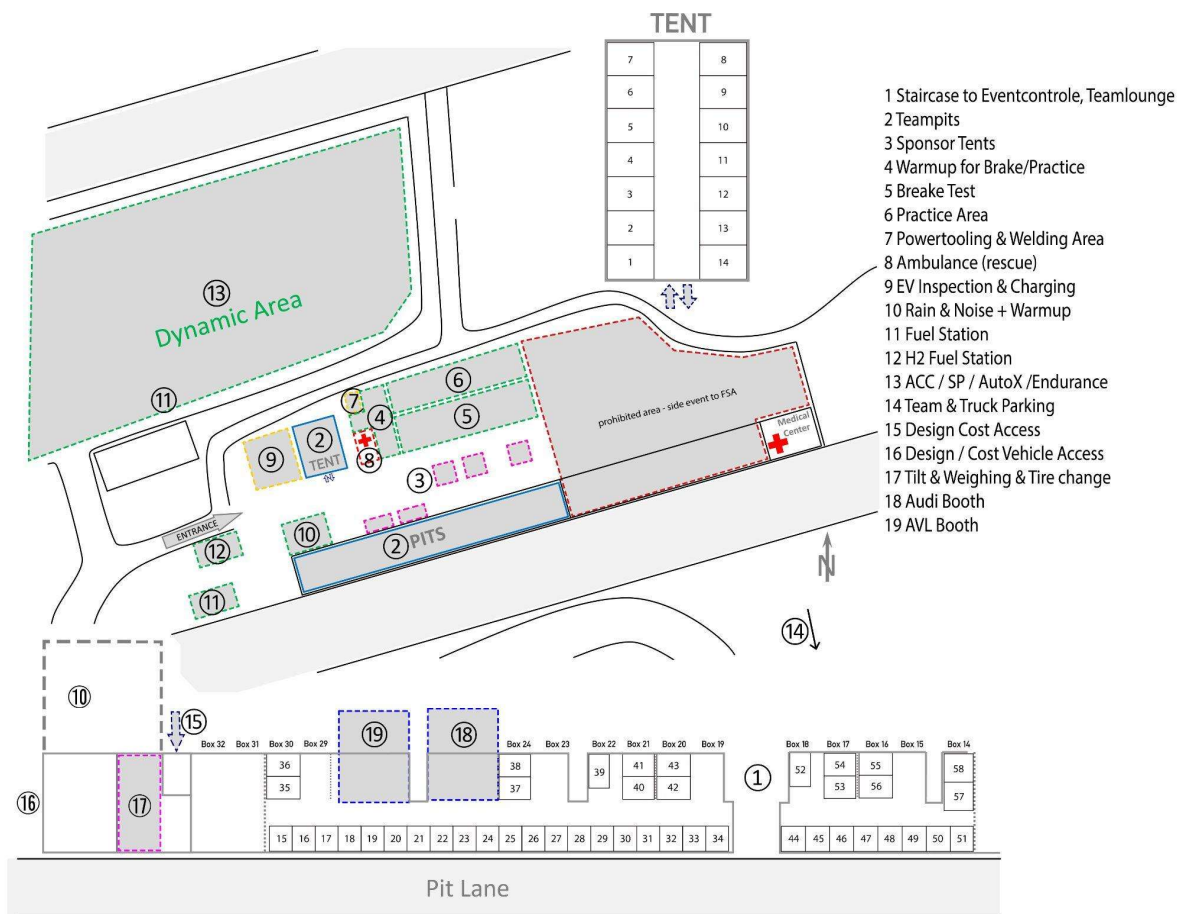
E13	REG	 GERMANY	E	Technische Universität Berlin, FaSTTUBe
E14	REG	 SPAIN	E	TECNUN - University of Navarra, Tecnum eRacing
E15	REG	 POLAND	E	Wroclaw University of Technology, PWR Racing Team
E16	REG	 GERMANY	E	Duale Hochschule Baden-Württemberg Ravensburg, Global Formula Racing (DE)
E19	REG	 GERMANY	E	Hochschule für Technik und Wirtschaft Berlin, greenBEAR
21	REG	 HUNGARY	C	Óbuda University, Obuda University Racing Team
E24	TOP	 ESTONIA	E	Tallinn TU UAS, FS Team Tallinn Electric
E25	TOP	 AUSTRIA	E	Fachhochschule Joanneum Graz, Joanneum Racing Graz
25	REG	 ITALY	C	Università degli Studi di Firenze, Firenze Race Team
E26	REG	 GERMANY	E	Universität Stuttgart, Rennteam Uni Stuttgart
E31	REG	 GERMANY	E	Technical University of Munich, TUfast Racing Team e-Technology
E33	REG	 SWITZERLAND	E	ETH Zürich, AMZ Racing Team
33	REG	 SPAIN	C	University Carlos III of Madrid, MAD Formula Team

36	REG	 GERMANY	C	Fachhochschule Dortmund, FH-Dortmund Race-Ing.
E39	REG	 SWEDEN	E	Linköping University, LiU Formula Student
E41	AUT	 AUSTRIA	E	Technische Universität Wien, TU Wien Racing
E42	REG	 GERMANY	E	Hochschule Darmstadt, UAS, Formula Student Team Darmstadt
E43	REG	 GERMANY	E	Fachhochschule Konstanz, Bodensee Racing Team
E44	REG	 GERMANY	E	Deggendorf Institute of Technology, Fast Forest
E45	REG	 GERMANY	E	Ulm University of Applied Sciences, Einstein Motorsport
E48	REG	 GERMANY	E	Ruhr-Universität Bochum, RUB Motorsport
E52	REG	 GREECE	E	National Technical University of Athens, Prom Racing
E53	AUT	 AUSTRIA	E	Technische Universität Graz, TU Graz Racing Team
E54	REG	 SPAIN	E	Barcelona School of Industrial Engineering - ETSEIB - UPC, BCN eMotorsport
E55	REG	 GREECE	E	University of West Attica, Poseidon Racing Team

E59	REG	 GERMANY	E	Technische Universität Dresden, ELBFLORENCE e.V.
E61	REG	 GERMANY	E	Hochschule für angewandte Wissenschaft und Kunst Hildesheim/Holzminde/Göttingen, Blue Flash Mobility Concepts
E63	REG	 NORWAY	E	Norwegian University of Science and Technology, Revolve NTNU
68	REG	 CZECH REPUBLIC	C	Czech University of Life Sciences Prague, CULS Prague Formula Racing
69	REG	 POLAND	C	Bialystok University of Technology, Cerber Motorsport
E71	REG	 SWEDEN	E	KTH Royal Institute of Technology, KTH Formula Student
E76	TOP	 GERMANY	E	Karlsruhe Institute of Technology, KA-RaceIng Electric
76	WILDC	 GERMANY	C	Karlsruhe Institute of Technology, KA-RaceIng Combustion
78	REG	 FINLAND	C	TAMK University of Applied Sciences, Tampere Formula Student
E78	REG	 GERMANY	E	Technische Universität Hamburg, e-ognition Hamburg
E84	REG	 POLAND	E	Warsaw University of Technology, Proton Dynamic
85	REG	 ITALY	C	Università degli studi di Padova, RaceUP Hybrid Padova

88	REG	 ITALY	C	Alma Mater Studiorum - Università di Bologna, UniBo Motorsport
89	REG	 CZECH REPUBLIC	C	VŠB - Technical University of Ostrava, Formula TU Ostrava
E90	REG	 ITALY	E	Politecnico di Milano, Dynamis PRC
E91	REG	 GERMANY	E	Technische Universität Braunschweig, Lions Racing Team e.V.
E94	REG	 GERMANY	E	Hochschule Esslingen, Rennstall Esslingen
95	TOP	 SPAIN	C	Universitat Politècnica de València, FSUPV Team
E96	WILDC	 GERMANY	E	Westsächsische Hochschule Zwickau, WHZ Racing Team
E98	REG	 CROATIA	E	University of Zagreb, FSB Racing Team
E99	REG	 GERMANY	E	Rheinisch-Westfälische Technische Hochschule Aachen, Ecurie Aix Formula Student Team RWTH Aachen e.V.

Site Plan & Pit Plan



Event Schedule, Judging Schedule & Scrutineering Schedule

You will find the schedules @ FS Austria Rules & Documents

During the competition we maintain the FS Austria Cheatsheet website

Slack Space

There will be a slack space for announcements, Q/A, emergency support, etc.

This space will be fully operational from the day before the event and the join link will be posted when the space is available beforehand.

General Procedures

Campsite Arrival Process

Address: Flatschach 1, 8720 Spielberg, Austria

Truck driving is banned at certain times in Austria, see @ FS Austria Rules & Documents

Camping wristbands will be handed out and sold at the registration booth at the event tent. The date and time for the wristband sale will be published in the event schedule. Only with wristbands will you be allowed to enter the campsite and they have to be worn during the whole stay. However, the campsite can be set up without the camping wristband until Saturday, 17:00. Additional wristbands can later be bought at the "Help Desk".

What is already handed out before the on-site registration:

- Team sign for campsite
- Scrutineering Sheet
- 4 Dynamic pass vest
- Camping wristbands sale (**please count them! - no discussion after one was missing!**)

On-site Registration Process

After arriving at FSA, the event registration has to be done by the team captain at the registration booth at the event tent on the campsite. The date and time for the on-site registration will be published in the event schedule. **Please do not bring more than two or three team members to the registration.**

Check-list for On-site Registration

To streamline the registration process and ensure short waiting times for everyone, please only come to the registration booth if you have all the following items ready:

- Cash for **additional team members** and the **campsite fee** which are not paid so far, please have the exact amount ready if possible - large banknotes are appreciated up to €200.
- 100€ in cash as deposit for the campsite - you will get it back from the campsite on Friday when you leave your part of the campsite **clean**.
- The **signed** liability waiver

If you do not have these entire things ready, you will have to re-queue (no shortcuts). So please be prepared! At the end of the registration process, you will get the following things, among others. You will also be asked to sign for them, so please check if you got all of them:

- Vehicle pass for a campsite (1 pcs)
- Team member wristbands + Invoice
- 2 press vests
- Garbage bags
- Safety and cleanliness instructions
- FSA poster & FSA magazine

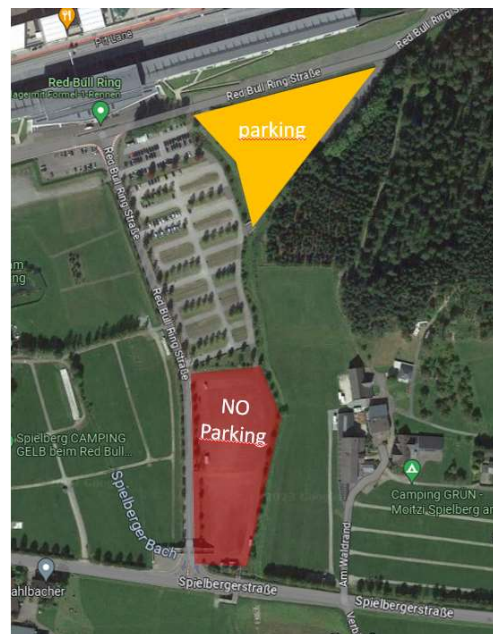

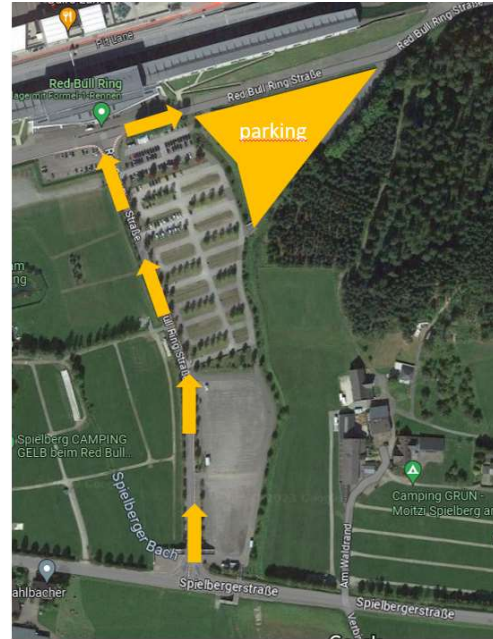
Parking at Red Bull Ring

Parking on the campsite is available on the northern campsite. Please use the gravel car park **P1F** when parking at the Red Bull Ring. This parking space is free of charge and can be used for any number of vehicles. It also suits trucks that arrive early or stay parked during the event.

campsite



Red Bull Ring



Entering the Event Site / Set-up Day

On Monday you will be able to enter the event site with your team truck and unload your race car and your equipment. Each team gets assigned a time slot, based on the results of this year's event registration quiz, during which you will be able to enter the event site. At the end of your time slot, your truck and any other vehicles have to leave the event site.

The official entrance list will be published on our website.

Please queue up at the gravel parking lot **P1F** and do not proceed to the event site until an FSA official tells you so.

If two teams arrive with / share the same vehicle (e.g. universities attending with both combustion and electric teams), both teams will be allowed to enter the event site during the earlier slot.

If you miss your time slot or cannot finish unloading in time, get in touch with an FSA official.

Leaving the Event Site / Closing Day

After the endurance event, cars are locked up in parc fermé. As soon as your car is cleared to leave parc fermé, you have **two hours** to pack up your equipment and leave the pit. Your team truck may enter the event site as soon as your car is released from parc fermé.

As soon as your pit is clear, get the approval from staff who are checking the pits for cleanliness, then you can leave the event site. If such staff can not be found in the pitlane, notify the "Help Desk" to send someone.

In any case, all pits must be cleared and clean by 18:00.

We will try to start the award ceremony at the campsite as punctually as possible – so please start packing up as early as possible to help us in this endeavour.

Emergencies

In case of injuries, please go to the ambulance stationed at the event site. The location of the ambulance is marked on the site plan. On Wednesday and Thursday, the ambulance is situated in the dynamic area.

For off-site accidents:

1. call the **European emergency number 112** to the address (@camp: **Flatschach 1, Spielberg**)
2. Inform local staff (@camp: First campsite security - then FSA official)
 - a. State clearly: exact location, type of emergency, any known injuries
3. When emergency services arrive: listen to their instructions, guide them to the site

You find evacuation plans @ FS Austria Rules & Documents

Weather Conditions

Red Bull Ring in midsummer can bring up any weather condition. By experience, we recommend sun protection and rain jackets.

Team Pits

The Team pits are split up into those in the Red Bull Ring Building and those in the extra tents.

After you enter the paddock area with your team vehicle, please follow the instructions of the Pit Marshals about vehicle parking.

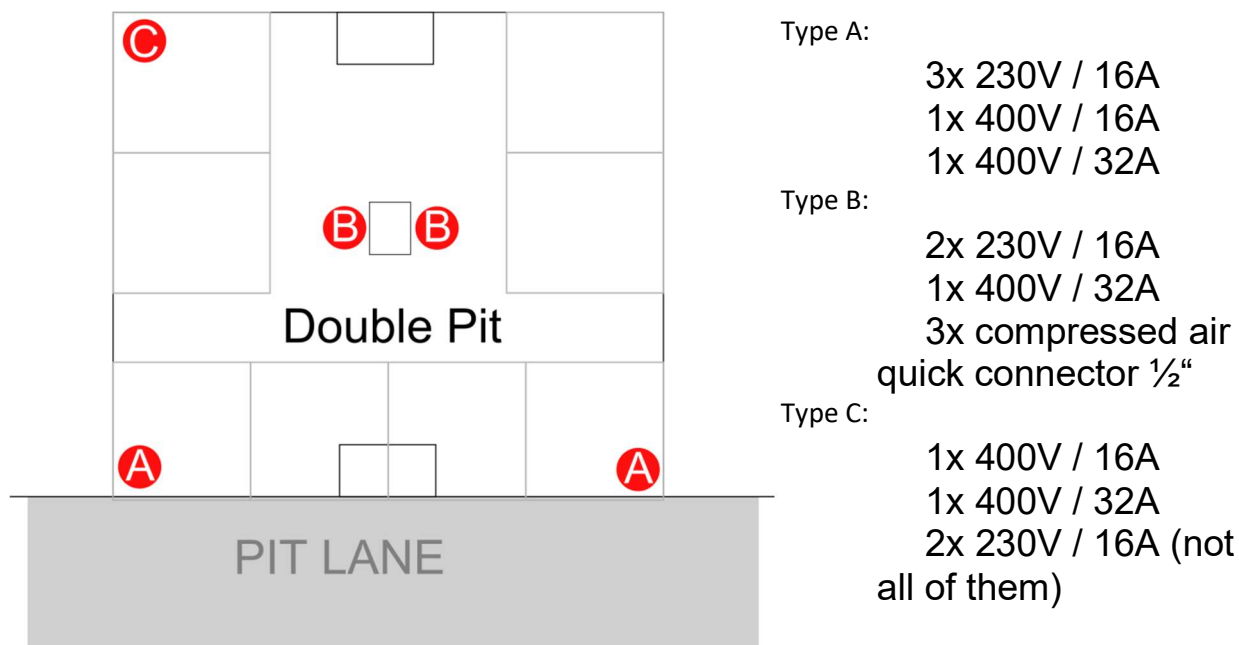
You can identify your pit either by the plan in this document or the sign with your team name above it. The doors to the pit lane must always remain closed, only the doors towards the paddock shall be open – breaking this rule will lead to immediate penalties up to disqualification.

Usage of tools that are noisy or represent a fire hazard (angle grinder, welder, ...) is prohibited. Please work outside the pits at the powertool area. Repeat offenders will be penalised.

Power Outlets Team pits

Inside Red Bull Ring

In the pits, there are numerous power outlets of different types. The plan below will give you a rough idea of the type and position of the outlets, so that you can bring matching adapters.



Inside the Tents

There will be provided several power outlets with 230V / 16A in the pits.

Bikes, Scooters, etc.

We understand the need for quick personal transport on and around the event site – therefore bikes, scooters, etc. are allowed.

However, there are some rules so that we can continue to make this concession:

- Drive responsibly, do not endanger or scare any people
- If your vehicle is very noisy (IC engine), do not operate it during the “no engine running” times.


Services

Tire Changing

The tire changing area is located in the scrutineering area near the tilt test. Please ask an official at the scrutineering area for access. You will have to operate the tire changing machine on your own, FSA will provide no help.

Event Control

The Event control is restricted to FSA officials, any requests to the officials shall be done via the “Help Desk”.



Dynamic Passes/ Safety Vests

The safety vest is your dynamic pass. You will NOT need to return them at the end of the event.

The dynamic passes are needed to enter

- all dynamic areas
- the scrutineering area
- the charging tents (electric teams)

Media Passes

Two media passes will be handed to you during registration. You will NOT need to return them at the end of the event.

Results & Announcements

Results and Announcements will be posted on the slack space.

After the event, all results will be published at <https://fsaustria.at/>

Incline to the Dynamic Area

The incline to the dynamic area is quite steep – so make sure that you have a driver properly seated in the car so that they are able to brake.

On site it is only allowed to move the car at a walking pace.

Smoking

Smoking is allowed next to the provided ashtrays on the site only. Smoking in the event tent at the campsite or in the pits is prohibited.

Team Captain's Meeting

As in previous years, we will again host a meeting between the event officials and team representatives to gather feedback and discuss the event and Formula Student in general. Please check the event schedule for time and location.

To increase the quality of the discussion, please make up your mind (e.g. discussing it with your team's expert) about the following topics:

- What do you like/dislike about this event – how can it be improved?
- Rules related topics
- Documents: They take a lot of time to make, write and to review; do you feel something needs to change here?
- Did you have any trouble with diverging rulings between the events? A allows it, B does not?
- Scrutineering
- Anything else you want to bring to our attention.

Hoki's Guide for Scrutineering

As always, this year's edition of Formula Student Austria will start with scrutineering. To make the whole process as efficient as possible and get all cars inspected as soon as possible, here is some advice about the process. All teams are asked to be prepared and present on time for their slots in order to make sure there is no delay. **If you miss your slot, you will be set back to the end of the scrutineering order!**

Preparation

You can download a sample of the scrutineering sheet on our homepage. Please try to prepare yourselves as well as possible with that in hand, maybe even do a test-scrutineering before the event with older or former team members. Your actual inspection sheet will be handed to you at the registration booth, you must have it ready for all stages of scrutineering!

Scrutineering on Sunday at Campsite

Scrutineering will start on Sunday according to schedule at the event tent on the campsite. As can be seen on the schedule, we have planned almost all of the accumulator scrutineering and some of the mechanical scrutineering for combustion cars on Sunday. After inspection, the accumulators will be sealed, it is not allowed to work on the accumulators on the campsite! So please be well prepared, you can only work on your accumulators in the scrutineering tent in the paddock area where we can make sure that the necessary safety precautions are taken.

Additionally, all teams that are already present for scrutineering on Sunday at the campsite, will also get their slot for pre-inspection and driver egress test. Do not worry if some of your drivers might not be present yet, it will be possible to do driver egress tests until Wednesday.

Scrutineering from Monday onwards

From Monday onwards, scrutineering will be at the paddock area. Battery and electrical scrutineering will take place at the scrutineering / charging tent. Pre-Inspection and mechanical scrutineering will take place in your pit, i.e. a scrutineering team will be at your team pit during your pre-inspection and mechanical scrutineering slot. Please make sure to prepare your pit in advance so that we have enough space for the inspections.

Pre-Inspection and Mechanical Scrutineering

For the Pre-inspection and mechanical scrutineering in your pits, you have to prepare all driver's equipment you want to use, all drivers with their driving licences, all tires and rims, your push bar and quick jack device including the fire extinguishers, and some tools to be able to remove covers, wheels, etc. quickly if scrutineers ask you to do so. You will also have to present your IAD and SES test specimens and have these documents and all the surrounding communication ready (digital is fine, no need to print everything). In case you need to fix something quickly, also have some various materials ready like lock wire, tape, or zip-ties.

The Pre-Inspection includes the check of your driver equipment and the egress tests (all drivers have to do the egress test before they are allowed to drive). After the egress test and a check of their driving licence, the driver will be issued a "driver" wristband.

Limitations during Scrutineering

There are only four team members allowed in the scrutineering pits at the same time! This will be applied to your actual pit as well if scrutineering is taking place there. It is, of course, possible to change team members during scrutineering. It is not allowed to disrupt the scrutineering process by filming, photographing or being engaged in any other activities that are not directly related to the scrutineering process.

Re-Scrutineering

If you don't pass the scrutineering on the first try, you have to fix the issues which were pointed out by your scrutineers. Only small issues can be fixed quickly during the Scrutineering. As soon as you think everything is OK, come to the scrutineering tent and inform the scrutineer that did your prior inspection. The re-inspection will always be done by the scrutineer who inspected the car before, or by the chief scrutineer if he/she should not be available.

Last but not least: Scrutineers don't like discussions! Be aware that you might just make things worse by not accepting that you need to change something ;-)

Weighing, Tilt & Noise

To make sure that the car is in the ready-to-run configuration (fuelled up!) for the official weighing at the tilt table, you will be required to do the noise test (C-car only) immediately after the tilt test. Also, you need to mount the tire & rim combination that you intend to run in dry conditions. If you are not able to do the noise test (no fuel, missing parts, etc.), you will be required to re-do tilt & weighing before the next attempt.

Brake Test

The max number of attempts per run is 3. After that, you will have to re-queue for the brake test.

Static Events

Cost and Design

The Schedule for Cost and Design has been made so that

- Design & Cost are back-to-back (with very few exceptions) so you have more continuous time to tackle scrutineering
- You do not have to leave the Judging Bay between Cost and Design
- Teams from the same university are in the same time slot to avoid “leaking” expertise
- You have a 1-hour time slot before and after your Design/Cost event to use the forklift to bring your car up/down from the Design/Cost area. **Please queue up early so that you don't get in any trouble at the forklift.**

To be more consistent and efficient, the judging will be started/stopped by an external audio signal (horn), so be sure to be there on time.

Business Presentation

The Business presentation rooms are all near the event control. Please also make sure to bring a device capable of VGA and HDMI and consider a spare laptop, just to be on the safe side. On Tuesday morning and noon, the Business presentation rooms will be open for equipment testing for the morning and afternoon sessions, respectively.

Dynamic Events

Driver Briefing

There will be no on-site driver briefings. Instead, a video with all instructions will be provided. Also, any dynamic event-related information (Running order, Course layout, etc) will be published at **slack**

Engine Testing (CV)

If you need to run your engine, you can do that next to the practice area. The driven wheels must be jacked up, and the driver must wear full safety gear.

Motor Testing (EV)

HV Systems can be activated in the Pits at Red Bull Ring according to Rule A6.11.4. Activating the TS at the campsite is only possible after request.

Event Closing

The Events will terminate at the time indicated in the schedule, unless announced otherwise.

No cars may run after the official end of the event, so please be sure to queue on time!

Brake Lights

Please note that a non-functioning brake light (never/always on) is considered a safety issue and that a car with problems may be black-flagged during the endurance.

Working on the Cars Inside the Dynamic Area

Working on the car is not allowed in the lanes leading up to the starting line of any dynamic event. If you need to adjust your wings/pedals etc. between the runs, you must leave the lane and go back to the staging area (the area where you can warm up your engine, etc.)

Tire Protection

Inside the dynamic area, no tire protection is allowed. It must be taken off at the entrance to the warm-up area and may only be re-applied when leaving the dynamic area.

No Help Zone

Using external batteries to start the car is acceptable inside the dynamic Area but is prohibited as soon as the car has crossed the "no help zone" line. If you encounter problems preventing you from running after crossing the line, the run counts as a DNF. The position of the no-help zone will be announced in the driver briefings and is visually indicated.

Timing Transponders

Please remove all UHF-Band transponders (especially those from FSG) from your car before the event.

CV e-fuels from ASG Analytik

In 2025 we use e-fuels equivalent to RON 98 E5 and E85.

Team Welcome / Award Ceremonies

Team Welcome and both the award ceremonies will be held at the event tent at the campsite.

The date and time for the team welcome and the award ceremonies will be published in the event schedule.

There is no Wi-Fi at the campsite, please use your own data connection. (check [The Area Around the Red Bull Ring](#) for further information) Mobile Internet in Austria is cheap, and you will get a prepaid card at e.g. Hofer or Lidl.

Campsite

Campsite Access

The FSA campsite is a package deal, and comes with a designated wristband. The FSA campsite only operates from Saturday to Friday, according to the schedule. In case you arrive earlier or stay longer please contact info@fsaustria.at. There will be the possibility to extend your stay as a private guest.

Campsite Conduct

Please follow the camping regulations stated in this document. Misbehaviour and problems with the neighbours and law enforcement could have serious implications for FSA's future.

Disregarding regulations may be considered unsportsmanlike conduct under Rule A3.4.

- Quiet hours are from 22:00 to 06:00. During this time, all noise likely to disturb sleep is strictly prohibited.
- In the Silent Camping area, any disturbance is prohibited at all times.
- Be reasonable when celebrating, FSA is not responsible for private gatherings. If you cause undue noise disturbance you are solely responsible toward the campsite operator and police.
- Disputes between teams should be resolved through direct communication. FSA reserves the right to sanction unsportsmanlike conduct if made aware of it.

Campsite Traffic Regulations

Traffic rules (Straßenverkehrsordnung, StVO) apply to the whole campsite. The speed limit is 15 km/h.

- Parking at the campsite parking is only permitted for vehicles with a maximum permissible weight of 7.5 metric tons, including trailers and semi-trailers.
- Parking for vehicles with a permissible maximum weight, including any trailer or semi-trailer, exceeding 7.5 tonnes is at the P1F parking at the Red Bull Ring, these vehicles may only approach the campsite under direct instructions from FSA officials, please contact info@fsaustria.at.
- Parking on country roads (especially L544 - next to the campsite) is strictly prohibited.
- Roads and marked areas must always remain clear and must not be used for camping.
- Tents and equipment must be placed within your designated team space.
- Caravans and trailers that remain on site may only enter on setup day and must stay parked throughout the event.
- Only the one vehicle with the camp pass sticker may enter or leave the campsite repeatedly during the event. The stickers are self-destructive labels and can only be applied to a vehicle once; interchanging these taxi vehicles is not permitted.
- Use of small vehicles is allowed according to Rule AT 1.12 "Personal Transport".
- Drones and flying devices are strictly prohibited on both campsite and event grounds due to proximity to a military airport.

Campsite Safety & Responsibility Regulations

To ensure a safe, clean, and respectful environment for all participants follow these instructions.


Get familiar with the emergency numbers

Know the emergency procedures

Check the evacuation plans @ FS Austria Rules & Documents

When working on the campsite before pit entry follow

- Rules A6.4 "Onsite Working Safety"
- Rules AT 1.15 "Working on the Campsite"
- Activating the TS at the campsite is only possible after request
- Before you arrive make sure you have a ground sheet according to Rule AT 1.15.2 "Environmental Protection on the Campsite" and use it.



Keep the campsite clean.

Please collect the waste in trash bags

- Garbage bags for general waste
- The green garbage can for glass
- since 2025 Austria has deposit on bottles and cans at local supermarkets
- follow Rule AT 1.17 Hazardous Waste Disposal as per Rules A6.8.3 - at the Red Bull Ring there are blue bins for this in the pits.



Gray sack
for residual waste:
all other waste



Glass bin
for glass bottles
and glassware



Prevent damage of campsite

- Digging holes or channels in the ground is not allowed.
- Open fire, such as bonfires and pyrotechnics are not allowed.
- Damage to the campsite grounds caused by tents, caravans, trailers, or group activities may result in monetary fines.
- Keep the sanitary installations clean.

Campsite Etiquette – Tips & Recommendations

- To maintain quiet hours from 22:00 to 06:00, reduce the bass of your music until it blends into the ambient sound at the border of your neighboring camp. Want to know why it's still loud up close but quiet far away? - Great conversation starter for the tents.
- To avoid disturbing the silent camping area and the public, point speakers away from the campsite entrance.
- Don't overcomplicate things – if you're unsure, ask the "Help Desk".
- And generally use common sense.

Campsite Plan



The Area Around the Red Bull Ring

If you visit Austria or even Europe for the first time, the following hints and tips might be interesting for you. (information is spiced up with fun facts)

The Official Language in Austria is German

In some regions (including also Spielberg where the competition takes place), it may sound a little different. That's called 'Mundart', 'Dialekt' or 'Steirisch' or simply 'higher level German'. The official language at FSA is English, which most people at stores and everybody at Red Bull Ring speaks.

We Use 230V AC with Type C and Type F Power Plugs

Make Sure to bring adapters and extensions.

Type C: <https://en.wikipedia.org/wiki/Europlug>

Type F: <https://en.wikipedia.org/wiki/Schuko>

Water in Austria is one of the Best in the World

You can drink water directly from the tap unless it's explicitly prohibited ("Kein Trinkwasser").

Credit Card vs. Cash

Paying cash is best practice in Austria. Euro is the currency to use, USD or any other currency will not be accepted.

Credit and debit cards will work at all major retail stores as well, but might not be an available payment method in smaller establishments.

Emergency Calls (free of charge)

- European emergency call: 112
- Fire brigade: 122
- Police: 133
- Ambulance: 144

Internet Access / Mobile Phone

Apart from the cheap roaming options inside the EU (as of June 2017), you might consider getting yourself a mobile internet SIM card, to use at the campsite or such. We recommend getting a HoT package, available at Hofer (<https://www.hot.at/tarife>).

Shops / Points of Interest

ATMs

are called '**Bankomat**' and can be found **near** Red Bull Ring **and at the Red Bull Ring**. Watch out for the blue-green sign.



Steiermärkische Bank und Sparkasse SB-Zone
Red-Bull-Ring-Straße 1
8724 Spielberg bei Knittelfeld

Distance - directly at the Red Bull Ring

Steiermärkische Bank und Sparkasse
Marktpassage 1
8724 Spielberg bei Knittelfeld
Distance 3,4 km

Raiffeisenbank Knittelfeld
8724 Spielberg bei Knittelfeld
Distance 3,3 km

Car Spare Parts & Fluids

Forstinger
Murweg 17
8753 Fohnsdorf
Distance 10 km

Hardware Store

OBI Bau- u Heimwerkermärkte
Arena am Waldfeld 31
8753 Fohnsdorf
Distance 7,8 km

Office Stationery (Paper etc)

Pagro Diskont
Wienerstrasse 23
8720 Knittelfeld
Distance 6km

Pharmacy

Marktpassage 6
8724 Spielberg
Mo - Fr 8:00 - 12:30, 14:30 - 18:00
Sa 08:00 - 12:00

Gas Station

BP
Hauptstraße 2
8740 Zeltweg