



FORMULA STUDENT AUSTRIA

Handwritten notes on graph paper:

Auto ✓
 Watter:
 Regen?
 Auswertung 30% ab 16:00
 Google 30% ab 16:20
 Wetter.com 10%?
 Bump?
 voll?
 Start 13:30
 Ende 16:00
 Keine Verlängerung
 Einkaufsliste:
 Carbonasi 10x
 Schrauben M4x25 20x
 Wasser 10x6
 Kraftpapier
 Kraftpapier



Team Captain's Handbook

Table of Contents

FSA Officials	5
Participating Teams	11
Event Schedule, Judging Schedule & Scrutineering Schedule	15
Slack Space	15
General Procedures	16
Campsite Arrival Process	16
On-site Registration Process	16
Check-list for On-site Registration	16
Parking at Red Bull Ring	17
Entering the Event Site / Set-up Day	18
Leaving the Event Site / Closing Day	18
Emergencies	18
Weather Conditions	18
Team Pits	18
Power Outlets Team pits	19
Inside Red Bull Ring	19
Inside the Tents	19
Bikes, Scooters, etc.	19
Services	20
Tire Changing	20
Event Control	21
Media Passes	21
Results & Announcements	21
Incline to the Dynamic Area	21
Smoking	22
Team Captain's Meeting	22
Hoki's Guide for Scrutineering	23
Preparation	23
Scrutineering on Sunday at Campsite	23
Pre-Inspection and Mechanical Scrutineering	23
Limitations during Scrutineering	24
Re-Scrutineering	24
Weighing, Tilt & Noise	24
Brake Test	24
Static Events	25
Cost and Design	25
Business Presentation	25













Team Captain's Handbook






Dynamic Events	26
Driver Briefing	26
Engine Testing (CV)	26
Motor Testing (EV)	26
Event Closing	26
Brake Lights	26
Working on the Cars Inside the Dynamic Area	26
Tire Protection	26
No Help Zone	26
Timing Transponders	26
Team Welcome / Award Ceremonies	26
Campsite	27
Campsite Regulations	27
Campsite Plan	28
The Area Around the Red Bull Ring	29






FSA Officials

	<p>Christoph Hirt Event Manager & oberster Funktionär</p>
	<p>Lukas Raschendorfer Rules, International Relations</p>
	<p>Paul Mayr-Harting Head of Scrutineering, Rules</p>
	<p>Eugen Hoffelner Head of E-Scrutineering, ESF</p>

	<p>Manuel Seeböck Dynamic Events, Timing</p>
	<p>Alexander Rauch Dynamic Events</p>
	<p>Caro Bong Human Resources, Organisation</p>
	<p>Alexander Kinzer Registration, Help Desk, Organisation</p>
	<p>Romana Mocnik Head of Media</p>

	<p>Thomas Gerstorfer Head of Statics & Design, Scoring</p>
	<p>Franz Rabel Head of Business</p>
	<p>Sebastian Frager Head of Cost</p>
	<p>Max Jauk Head of Design</p>
	<p>Sebastian Kern Head of SES</p>

	<p>Titus Meier-Kraut Mechanical Scrutineering</p>
	<p>Eva Stephan SES Specialist</p>
	<p>Michael "Neisi" Neuhauser Website, IT</p>
	<p>Steffen Schmitt IAD Specialist</p>
	<p>Ursula Saler Human Resources</p>

	<p>Romana Kunst Partner Relations</p>
	<p>Klemens Körner Tents & Technics</p>
	<p>Juliane Freudenstein Media & Brand Design</p>
	<p>Adriana Đugum Media & Brand Design</p>
	<p>Stefan Oechslein Livestream & Brand Design</p>



















Johannes Hundschell
Logistics




















Paul Stechele
Logistics & Hebetchnik


















Participating Teams

You will find the up-to-date list of participating teams at <https://fsaustria.at/>









E6	REG	 GERMANY	E	Technische Universität Chemnitz, T.U.C. Racing e.V.
7	REG	 PORTUGAL	C	Universidade NOVA de Lisboa, NFS
E7	AUT	 AUSTRIA	E	Leopold-Franzens-Universität Innsbruck, Campus Tirol Motorsport
8	REG	 POLAND	C	Gdansk University of Technology, PGRacing Team
9	REG	 POLAND	C	Białystok University of Technology, Cerber Motorsport
E11	WILDC	 GERMANY	E	Duale Hochschule Baden-Württemberg Ravensburg, Global Formula Racing (DE)
E12	REG	 GERMANY	E	Fachhochschule für Wirtschaft und Technik, Deefholt Dynamics e.V.
12	REG	 SPAIN	C	University of Cadiz, Formula Gades
E13	REG	 GERMANY	E	Technische Universität Berlin, FaSTTUBe
E16	REG	 GERMANY	E	Universität Stuttgart, Rennteam Uni Stuttgart
19	REG	 UNITED STATES	C	California State Polytechnic University, Pomona, Cal Poly Pomona Formula SAE
22	REG	 ROMANIA	C	Gheorghe Asachi Technical University of Iasi, T.U.Iasi Racing Team
E23	REG	 CZECH REPUBLIC	E	Czech Technical University in Prague, eForce Prague Formula
E24	REG	 ESTONIA	E	Tallinn TU UAS, FS Team Tallinn Electric
26	REG	 GERMANY	C	Fachhochschule Dortmund, FH-Dortmund Race-Ing.
E26	AUT	 AUSTRIA	E	Fachhochschule Joanneum Graz, Joanneum Racing Graz

E27	REG	 INDIA	E	K. J. Somaiya College of Engineering, Orion Racing India
E28	REG	 GERMANY	E	Universität Kassel, Herkules Racing Team Kassel
E29	REG	 GERMANY	E	Universität Bayreuth, Elefant Racing e.V.
E31	REG	 GERMANY	E	Technical University of Munich, TUfast Racing Team e-Technology
E32	TOP	 GERMANY	E	Fachhochschule München, munichMotorsport
E33	REG	 SWITZERLAND	E	ETH Zürich, AMZ Racing Team
33	REG	 SPAIN	C	University Carlos III of Madrid, MAD Formula Team
E34	REG	 GERMANY	E	Technische Hochschule Ingolstadt, Schanzer Racing Electric e.V.
37	REG	 ITALY	C	University of Modena and Reggio Emilia, MoRe Modena Racing
E41	AUT	 AUSTRIA	E	Technische Universität Wien, TU Wien Racing
E42	REG	 GERMANY	E	Leibniz Universität Hannover, HorsePower Hannover
E44	REG	 GERMANY	E	Ulm University of Applied Sciences, Einstein Motorsport
E46	REG	 ITALY	E	Politecnico di Torino, Squadra Corse PoliTo
E48	REG	 GERMANY	E	Ruhr-Universität Bochum, RUB Motorsport
E49	REG	 GERMANY	E	Friedrich-Alexander-Universität Erlangen-Nürnberg, High-Voltage Motorsports e.V.
50	REG	 GERMANY	C	Technische Hochschule Lübeck, Seagulls Luebeck
E52	REG	 GERMANY	E	UAS Kempten, Infinity Racing - Rennteam der Hochschule Kempten e.V

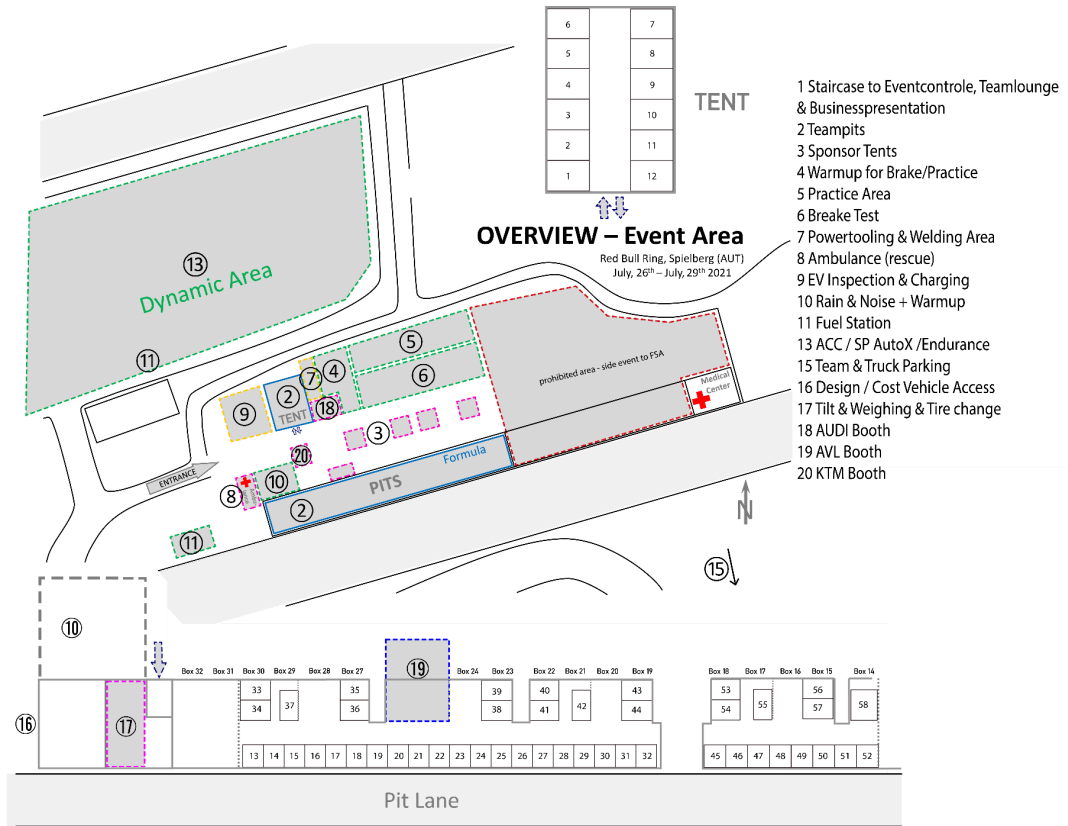
Team Captain's Handbook

E53	AUT	 AUSTRIA	E	Technische Universität Graz, TU Graz Racing Team
E54	REG	 SPAIN	E	Escola Tècnica Superior d'Enginyeria Industrial de Barcelona - Universitat Politècnica de Catalunya, BCN eMotorsport
E58	REG	 GERMANY	E	Universität Paderborn, UPBracing Team E e.V.
E61	REG	 GERMANY	E	Hochschule Aalen - Technik und Wirtschaft, E-Motion Rennteam Aalen e.V.
64	REG	 SPAIN	C	University of Malaga, Malaga Racing Team
E66	REG	 AUSTRALIA	E	Monash University, Monash Motorsport
E69	WILDC	 GERMANY	E	Hochschule für Angewandte Wissenschaften Hamburg, HAWKS Racing e.V.
E71	REG	 SWEDEN	E	KTH Royal Institute of Technology, KTH Formula Student
E74	REG	 CZECH REPUBLIC	E	Brno University of Technology, TU Brno Racing
E76	REG	 GERMANY	E	Karlsruhe Institute of Technology, KA-Racing Electric
E77	REG	 INDIA	E	Indian Institute of Technology Bombay, IIT Bombay Racing Team
77	TOP	 GREECE	C	University of Thessaly, Centaurus Racing Team
78	REG	 FINLAND	C	TAMK University of Applied Sciences, Tampere Formula Student
79	REG	 HUNGARY	C	Széchenyi István University, Arrabona Racing Team
82	REG	 HUNGARY	C	Budapest University of Technology and Economics, BME Motorsport
85	REG	 ITALY	C	Università degli studi di Padova, RaceUP Hybrid Padova
E88	REG	 ITALY	E	Alma Mater Studiorum - Università di Bologna, UniBo Motorsport Electric

Team Captain's Handbook

89	REG	 CZECH REPUBLIC	C	VŠB - Technical University of Ostrava, Formula TU Ostrava
E90	TOP	 ITALY	E	Politecnico di Milano, Dynamis PRC
E91	REG	 SLOVAKIA	E	Slovak University of Technology in Bratislava, STUBA Green Team
95	REG	 SPAIN	C	Universitat Politècnica de València, FSUPV Team
E96	TOP	 GERMANY	E	Westsächsische Hochschule Zwickau, WHZ Racing Team
E97	REG	 GERMANY	E	Hochschule Landshut, LA eRacing e.V.
98	REG	 FINLAND	C	University of Oulu, Formula Student Oulu
E99	WILDC	 GERMANY	E	Hochschule Karlsruhe, High Speed Karlsruhe

Site Plan & Pit Plan



Event Schedule, Judging Schedule & Scrutineering Schedule

You will find the schedules @ [FS Austria Rules & Documents](#)

Slack Space

There will be a slack space for announcements, Q/A, emergency support, etc.

This space will be available from the day before the event and the join link will be posted when the space is available.

Link:

https://join.slack.com/t/fsaustria2024/shared_invite/zt-2mows8ws3-UYVfZlh0KPMJvDEoyoRCVQ

General Procedures

Campsite Arrival Process

Camping wristbands will be handed out and sold at the registration booth at the event tent. The date and time for the wristband sale will be published in the event schedule. Only with wristbands will you be allowed to enter the campsite. However, the campsite can be set up without the camping wristband until Saturday, 17:00.

What is already handed out before the on-site registration:

- Campsite wristbands (**please count them! - no discussion after one was missing!**)
- Scrutineering Sheet
- 4 Dynamic "pass" safety vests

On-site Registration Process

After arriving at FSA, the event registration has to be done by the team captain at the registration booth at the event tent on the campsite. The date and time for the on-site registration will be published in the event schedule.

Please do not bring more than two or three team members to the registration.

Check-list for On-site Registration

To streamline the registration process and ensure short waiting times for everyone, please only come to the registration booth if you have all the following items ready:

- Cash for **additional team members** and the **campsite fee** which are not paid so far, please have the exact amount ready if possible; large banknotes are appreciated up to €200
- 100€ in cash as deposit for the campsite - you will get it back on Friday when you leave your part of the campsite **clean**
- The **signed** liability waiver

If you do not have these entire things ready, you will have to re-queue (no shortcuts). So please be prepared!

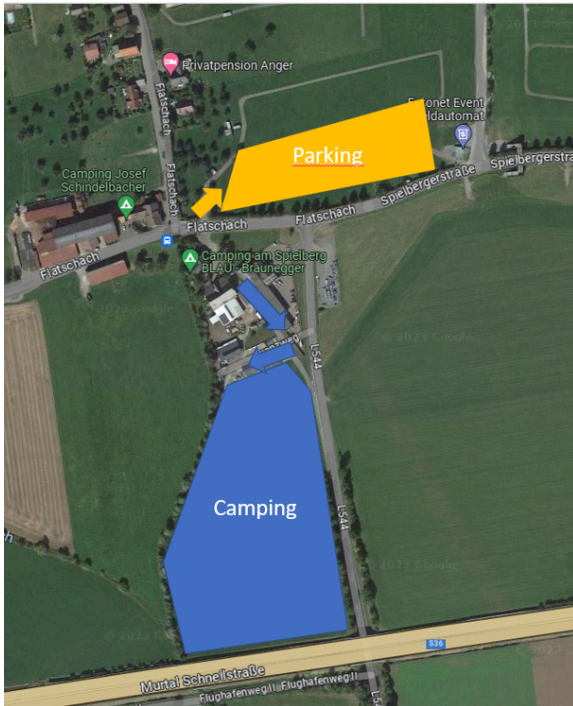
At the end of the registration process, you will get the following things, among others. You will also be asked to sign for them, so please check if you got all of them.

- Vehicle pass for a campsite (1 pcs)
- Team member wristbands
- Invoice
- Event T-shirts
- 2 Press vests
- Garbage bags (blue & yellow)
 - Garbage instructions
- Poster & FSA magazine

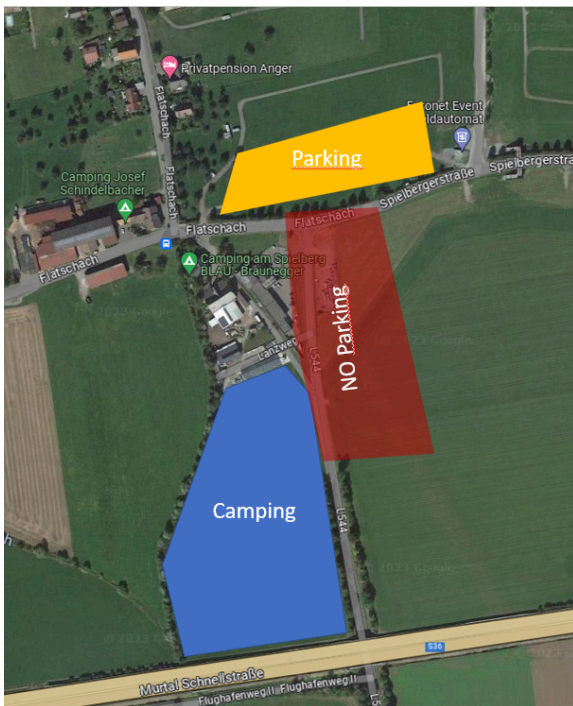
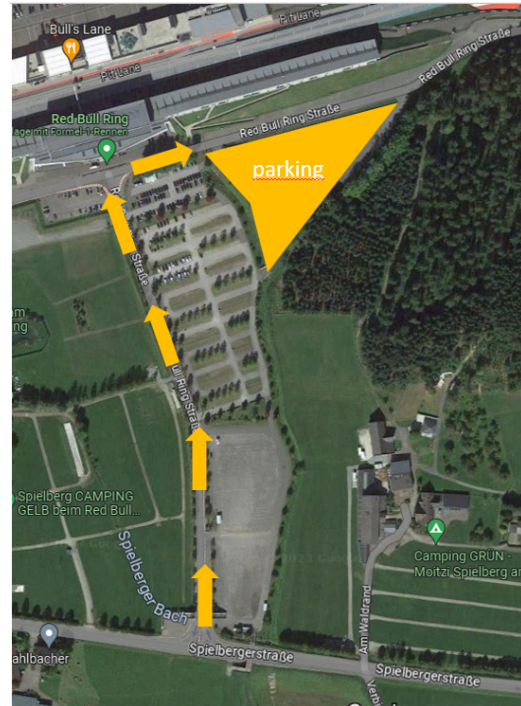
Parking at Red Bull Ring

Parking on the campsite is available on the second campground. Please use the gravel car park **P1F** at the Red Bull Ring for parking. This parking space is free of charge and can be used for any number of vehicles.

camping



Red Bull Ring



Entering the Event Site / Set-up Day

On Monday you will be able to enter the event site with your truck and unload your race car and your equipment. Each team gets assigned a time slot, based on the results of this year's event registration quiz, during which you will be able to enter the event site. At the end of your time slot, your truck and any other vehicles have to leave the event site.

The official entrance list will be published on <https://fsaustria.at/>

Please queue up at the gravel parking lot **P1F** and do not proceed to the event site until an FSA official tells you so.

If two teams arrive with / share the same vehicle (e.g. universities attending with both combustion and electric teams), both teams will be allowed to enter the event site during the earlier slot.

If you miss your time slot or cannot finish unloading in time, get in touch with an FSA official.

Leaving the Event Site / Closing Day

After the endurance event, cars are locked up in parc fermé. As soon as your car is cleared to leave parc fermé, you have **two hours** to pack up your equipment and leave the pit. Your team truck may enter the event site as soon as your car is released from parc fermé.

As soon as your pit is clear, please inform the event control @ the helpdesk, as an FSA official will need to check your pit.

In any case, all pits must be cleared and clean by 18:00.

We will try to start the award ceremony at the campsite as punctually as possible – so please start packing up as early as possible to help us in this endeavour.

Emergencies

In case of injuries, please go to the ambulance stationed at the event site. The location of the ambulance is marked on the site plan.

On Wednesday and Thursday, the ambulance is situated in the dynamic area.

For off-site accidents, call the European emergency number **112**.

Weather Conditions

Red Bull Ring in midsummer can bring up **any** weather condition. By experience, we recommend sun protection and rain jackets.

Team Pits

The Team pits are split up into those in the Red Bull Ring Building and those in the extra tents.

After you enter the paddock area with your team vehicle, please follow the instructions of the Pit Marshals about vehicle parking.

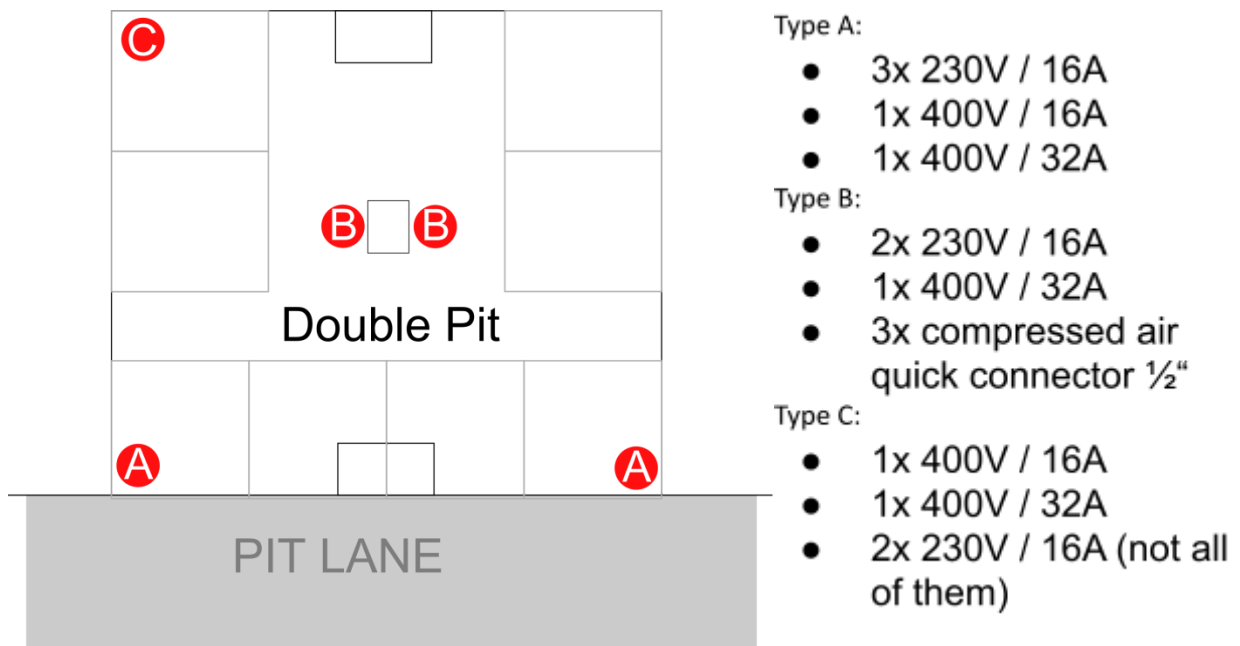
You can identify your pit either by the plan in this document or the sign with your team name above it. The doors to the pit lane must always remain closed, only the doors towards the paddock shall be open – breaking this rule will lead to immediate penalties up to disqualification.

Usage of tools that are noisy or represent a fire hazard (angle grinder, welder, ...) is prohibited. Please work outside the pits at the powertool area. Repeat offenders will be penalised.

Power Outlets Team pits

Inside Red Bull Ring

In the pits, there are numerous power outlets of different types. The plan below will give you a rough idea of the type and position of the outlets, so that you can bring matching adapters.



Inside the Tents

There will be provided several power outlets with 230V / 16A in the pits.

Bikes, Scooters, etc.

We understand the need for quick personal transport on and around the event site – therefore bikes, scooters, etc. are allowed.

However, there are some rules so that we can continue to make this concession:

- Drive responsibly, do not endanger or scare any people
- If your vehicle is very noisy (IC engine), do not operate it during the "no engine running" times.

Services

Tire Changing

The tire changing area is located in the scrutineering area near the tilt test. Please ask an Official at the scrutineering area for access. You will have to operate the tire changing machine on your own, FSA will provide no help.

Event Control

The Event control is restricted to FSA officials, any requests to the officials shall be done via the “Help Desk”



Dynamic Passes/ Safety Vests

The safety vest is your dynamic pass. You will NOT need to return them at the end of the event.

The dynamic passes are needed to enter

- all dynamic areas
- the scrutineering area
- the charging tents (electric teams)

Media Passes

Two media passes will be handed to you during registration. You will NOT need to return them at the end of the event.

Results & Announcements

Results and Announcements will be posted on the slack space.

After the event, all results will be published at <https://fsaustria.at/>

Incline to the Dynamic Area

The incline to the dynamic area is quite steep – so make sure that you have a driver properly seated in the car so that they are able to brake.

On site it is only allowed to move the car at a walking pace.

Smoking

Smoking is allowed next to the provided ashtrays on the site only.

Smoking in the event tent at the campsite or in the pits is prohibited.

Team Captain's Meeting

As in previous years, we will again host a meeting between the event officials and team representatives to gather feedback and discuss the event and Formula Student in general. Please check the event schedule for time and location.

To increase the quality of the discussion, please make up your mind (e.g. discussing it with your team's expert) about the following topics:

- What do you like/dislike about this event – how can it be improved?
- Rules related topics
- Documents: They take a lot of time to make, write and to review; do you feel something needs to change here?
- Did you have any trouble with diverging rulings between the events? A allows it, B does not?
- Scrutineering
- Anything else you want to bring to our attention.

Hoki's Guide for Scrutineering

As always, this year's edition of Formula Student Austria will start with scrutineering. To make the whole process as efficient as possible and get all cars inspected as soon as possible, here is some advice about the process. All teams are asked to be prepared and present on time for their slots in order to make sure there is no delay. **If you miss your slot, you will be set back to the end of the scrutineering order!**

Preparation

You can download a sample of the scrutineering sheet on our homepage. Please try to prepare yourselves as well as possible with that in hand, maybe even do a test-scrutineering before the event with older or former team members. Your actual inspection sheet will be handed to you at registration booth, you must have it ready for all stages of scrutineering!

Scrutineering on Sunday at Campsite

Scrutineering will start on Sunday at 10 am at the event tent on the campsite. As can be seen on the schedule, we have planned almost all of the accumulator scrutineering and some of the mechanical scrutineering for combustion cars on Sunday. After inspection, the accumulators will be sealed, it is not allowed to work on the accumulators on the campsite! So please be well prepared, you can only work on your accumulators in the scrutineering tent in the paddock area where we can make sure that the necessary safety precautions are taken.

Additionally, all teams that are already present for scrutineering on Sunday at the campsite, will also get their slot for pre-inspection and driver egress test. Do not worry if some of your drivers might not be present yet, it will be possible to do driver egress tests until Wednesday.

Scrutineering from Monday onwards

From Monday onwards, scrutineering will be at the paddock area. Battery and electrical scrutineering will take place at the scrutineering / charging tent. Pre-Inspection and mechanical scrutineering will take place in your pit, i.e. a scrutineering team will be at your team pit during your pre-inspection and mechanical scrutineering slot. Please make sure to prepare your pit in advance so that we have enough space for the inspections.

Pre-Inspection and Mechanical Scrutineering

For the Pre-inspection and mechanical scrutineering in your pits, you have to prepare all driver's equipment you want to use, all drivers with their driving licences, all tires and rims, your push bar and quick jack device including the fire extinguishers, and some tools to be able to remove covers, wheels, etc. quickly if scrutineers ask you to do so. You will also have to present your IAD and SES test specimens and have these documents and all the surrounding communication ready (digital is fine, no need to print everything). In case you need to fix something quickly, also have some various materials ready like lock wire, tape, or zip-ties.

The Pre-Inspection includes the check of your driver equipment and the egress tests (all drivers have to do the egress test before they are allowed to drive). After the egress test and a check of their driving licence, the driver will be issued a "driver" wristband.

Limitations during Scrutineering

There are only four team members allowed in the scrutineering pits at the same time! This will be applied to your actual pit as well if scrutineering is taking place there. It is, of course, possible to change team members during scrutineering. It is not allowed to disrupt the scrutineering process by filming, photographing or being engaged in any other activities that are not directly related to the scrutineering process.

Re-Scrutineering

If you don't pass the scrutineering on the first try, you have to fix the issues which were pointed out by your scrutineers. Only small issues can be fixed quickly during the Scrutineering. As soon as you think everything is OK, come to the scrutineering tent and inform the scrutineer that did your prior inspection. The re-inspection will always be done by the scrutineer who inspected the car before, or by the chief scrutineer if he/she should not be available.

Last but not least: Scrutineers don't like discussions! Be aware that you might just make things worse by not accepting that you need to change something ;-)

Weighing, Tilt & Noise

To make sure that the car is in the ready-to-run configuration (fuelled up!) for the official weighing at the tilt table, you will be required to do the noise test (C-car only) immediately after the tilt test. Also, you need to mount the tire & rim combination that you intend to run in dry conditions. If you are not able to do the noise test (no fuel, missing parts, etc.), you will be required to re-do tilt & weighing before the next attempt.

Brake Test

The max number of attempts per run is 3. After that, you will have to re-queue for the brake test.

Static Events

Cost and Design

The Schedule for Cost and Design has been made so that

- Design & Cost are back-to-back (with very few exceptions) so you have more continuous time to tackle scrutineering
- You do not have to leave the judging Bay between Cost and Design
- Teams from the same university are in the same time slot to avoid “leaking” expertise
- You have a 1-hour time slot before and after your Design/Cost event to use the forklift to bring your car up/down from the Design/Cost area. **Please queue up early so that you don't get in any trouble at the forklift.**

To be more consistent and efficient, the judging will be started/stopped by an external audio signal (horn), so be sure to be there on time.

Business Presentation

The Business presentation rooms are all near the event control. Please also make sure to bring a device capable of VGA and HDMI and consider a spare laptop, just to be on the safe side. On Tuesday morning and noon, the Business presentation rooms will be open for equipment testing for the morning and afternoon sessions, respectively.

Dynamic Events

Driver Briefing

There will be no on-site driver briefings. Instead, a video with all instructions will be provided. Also, any dynamic event-related information (Running order, Course layout, etc) will be published at **slack**

Engine Testing (CV)

If you need to run your engine, you can do that next to the practice area. The driven wheels must be jacked up, and the driver must wear full safety gear.

Motor Testing (EV)

HV Systems can be activated in the Pits at Red Bull Ring according to rule A6.11.4. Activating the TS at the campground is only possible after request.

Event Closing

The Events will terminate at the time indicated in the schedule, unless announced otherwise.

No cars may run after the official end of the event, so please be sure to queue on time!

Brake Lights

Please note that a non-functioning brake light (never/always on) is considered a safety issue and that a car with problems may be black-flagged during the endurance.

Working on the Cars Inside the Dynamic Area

Working on the car is not allowed in the lanes leading up to the starting line of any dynamic event. If you need to adjust your wings/pedals etc. between the runs, you must leave the lane and go back to the staging area (the area where you can warm up your engine, etc.)

Tire Protection

Inside the dynamic area, no tire protection is allowed. It must be taken off at the entrance to the warm-up area and may only be re-applied when leaving the dynamic area.

No Help Zone

Using external batteries to start the car is acceptable inside the dynamic Area but is prohibited as soon as the car has crossed the "no help zone" line. If you encounter problems preventing you from running after crossing the line, the run counts as a DNF. The position of the no-help zone will be announced in the driver briefings and is visually indicated.

Timing Transponders

Please remove all UHF-Band transponders (especially those from FSG) from your car before the event.

Team Welcome / Award Ceremonies

Team Welcome and both the award ceremonies will be held at the event tent at the campsite.

The date and time for the team welcome and the award ceremonies will be published in the event schedule.

There is no Wi-Fi at the campsite, please use your own data connection. (check [The Area Around the Red Bull Ring](#) for further information) Mobile Internet in Austria is cheap, and you will get a prepaid card at e.g. Hofer or Lidl.

Campsite

Please follow the camping rules stated also in this document. Misbehaviour and problems with the neighbours and law enforcement could have serious implications for FSA's future. Disregarding the camping rules will therefore be counted as "unsportsmanlike behaviour" and penalised accordingly.

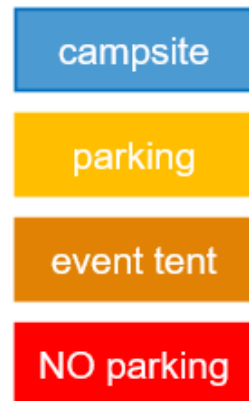
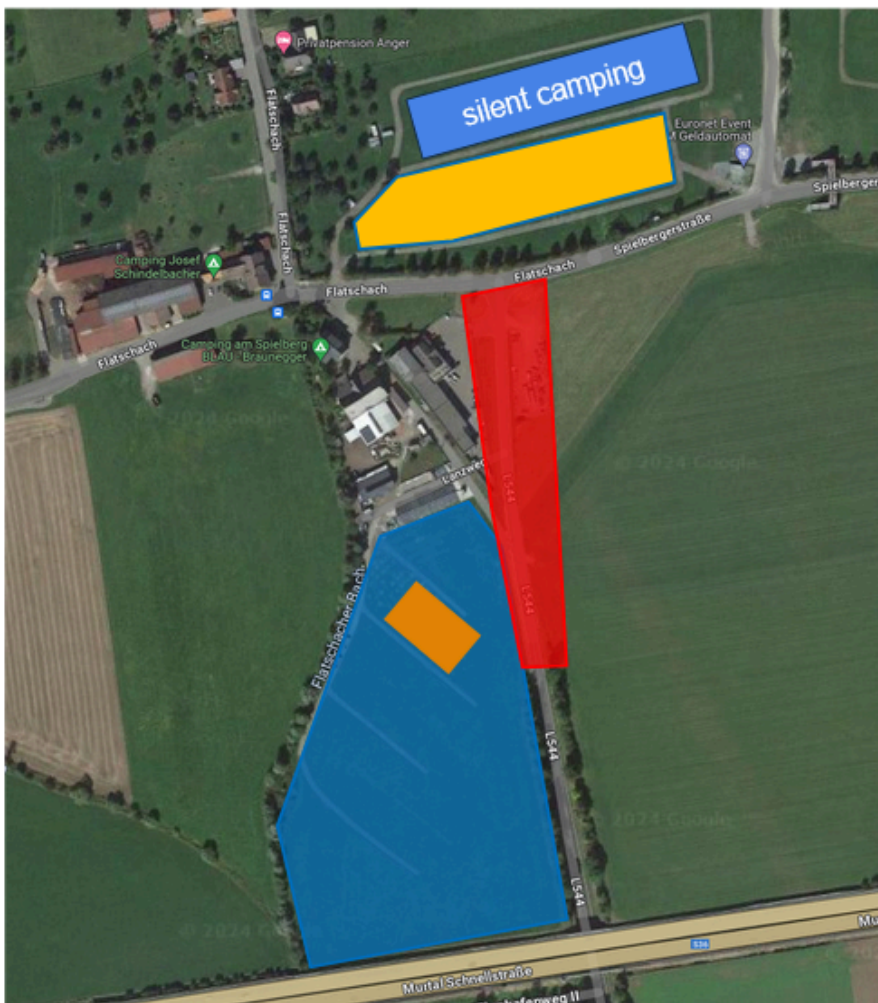
100€ cash deposit must be placed at the FSA registration - you get it back when you leave your campsite area on Friday **CLEAN**

Campsite Regulations

1. The night hours are from 10 pm to 6 am. During this time, all activities which are likely to disturb night sleep are strictly prohibited. Additionally in the dedicated "silent camping" area, this applies at all times.
2. The campsite may be entered only after registration and payment, except on Saturday until 17 pm. You are required to wear the provided bracelets during the whole stay on the campground.
3. It's not allowed to dig holes or channels into the ground.
4. Open fires, such as bonfires and pyrotechnics, are not allowed.
5. Damage to the campsite grounds, caused e.g. by tents, caravans, trailers or group activities, can result in monetary fines.
6. Use a ground cover sheet for work on your vehicle (on Saturday and Sunday) or parts of it at the campsite, so miscellaneous parts or liquids do not pollute the soil.
7. Keep the campsite clean. Please collect the waste in trash bags
 - a. Yellow for plastics
 - b. blue/black for general waste
 - c. The green garbage can for glass
8. Please keep the sanitary installations clean.
9. Defined areas such as streets must not be used for camping. Teams may set up their tents and equipment in the designated areas; defined/marked areas such as streets must remain clear at all times.
10. The campsite closes on Friday, at 12 pm (noon).
11. Traffic rules (Straßenverkehrsordnung, StVO) apply to the whole campsite. The speed limit is 10 km/h.
12. Parking next to the campsite is only permitted for vehicles with a maximum permissible weight of 7.5 metric tons. (including trailers and semi-trailers)
13. To support your logistics, a maximum of one vehicle may enter or leave the campsite repeatedly during the event. Only cars with the special sticker handed out at on-site registration can pass the campsite entrance. The stickers are self-destructive labels and can only be applied to a vehicle once; interchanging these taxi vehicles is not permitted.
14. Caravans, trailers, and other vehicles which will remain on the campsite may enter the area on setup day and must not be moved throughout the course of the event.

15. In any case, vehicles with a permissible maximum weight, including any trailer or semi-trailer, exceeding 7.5 tonnes are strictly forbidden to enter the campsite at any time. These vehicles must be parked at the designated spot at Red Bull Ring (see diagram above).
16. Parking on country roads (especially L544 - next to the campsite) is strictly prohibited.
17. Drones or other flying equipment are strictly prohibited both on the campsite as well as on the event grounds (military airport nearby!).
18. FSA may expel you from the campsite or charge your team with penalty points and/or monetary fines after significant or repeated violations of the camping regulations. In that case, you are not entitled to any refunds.

Campsite Plan



The Area Around the Red Bull Ring

If you visit Austria or even Europe for the first time, the following hints and tips might be interesting for you. (information is spiced up with fun facts)

2. The Official Language in Austria is German

In some regions (including also Spielberg where the competition takes place), it may sound a little different. That's called 'Mundart', 'Dialekt' or 'Steirisch' or simply 'higher level German'. The official language at FSA is English, which most people at stores and everybody at Red Bull Ring speaks.

5. We Use 230V AC with Type C and Type F Power Plugs. Make Sure to Bring Adapters

Type C: <https://en.wikipedia.org/wiki/Europlug>

Type F: <https://en.wikipedia.org/wiki/Schuko>

6. Water in Austria is one of the Best in the World

You can drink water directly from the tap unless it's explicitly prohibited ("Kein Trinkwasser").

7. Credit Card vs. Cash

Paying cash is best practice in Austria. Euro is the currency to use, USD or any other currency will not be accepted.

Credit and debit cards will work at all major retail stores as well, but might not be an available payment method in smaller establishments.

8. Emergency Calls (free of charge)

- European emergency call: 112
- Fire brigade: 122
- Police: 133
- Ambulance: 144

9. Internet Access / Mobile Phone

Apart from the cheap roaming options inside the EU (as of June 2017), you might consider getting yourself a mobile internet SIM card, to use at the campsite or such. We recommend getting a HoT package, available at Hofer (<https://www.hot.at/tarife>).

10. Shops / Points of Interest

ATMs

are called '**Bankomat**' and can be found **near Red Bull Ring and at the Red Bull Ring**. Watch out for the blue-green sign.



Steiermärkische Bank und Sparkasse SB-Zone
Red-Bull-Ring-Straße 1
8724 Spielberg bei Knittelfeld
Distance - directly at the Red Bull Ring

Steiermärkische Bank und Sparkasse
Marktpassage 1
8724 Spielberg bei Knittelfeld
Distance 3,4 km

Raiffeisenbank Knittelfeld
8724 Spielberg bei Knittelfeld
Distance 3,3 km

Car Spare Parts & Fluids

Forstinger
Murweg 17
8753 Fohnsdorf
Distance 10 km

Hardware Store

OBI Bau- u Heimwerkermärkte
Arena am Waldfeld 31
8753 Fohnsdorf
Distance 7,8 km

Office Stationery (Paper etc)

Pagro Diskont
Wienerstrasse 23
8720 Knittelfeld
Distance 6km

Pharmacy



Team Captain's Handbook

Marktpassage 6
8724 Spielberg
Mo - Fr 8:00 - 12:30, 14:30 - 18:00
Sa 08:00 - 12:00

Gas Station

BP
Hauptstraße 2
8740 Zeltweg